




# NONCOMBATANT EVACUATION OPERATIONS





# What is Noncombatant Evacuation?

- Department of State (Embassy) led
  - Department of Defense (United States Forces Korea) assisted
- Noncombatants at risk are evacuated
  - War
  - Political / Civil Instability
  - Natural Disaster
- Safe Haven or Repatriation





# Past Real World Evacuations

- 1950 – South Korea**
- 1975 – Vietnam, Cambodia**
- 1981 – Liberia**
- 1991 – Philippines, Somalia, Haiti, Zaire**
- 1994 – Rwanda**
- 1996 – Liberia**
- 1997 – Albania, Zaire, Sierra Leone, Cambodia**
- 1998 – Kenya, Tanzania, Eritrea, Guinea Bissau**
- 2002 – Sierra Leone**
- 2003 – Turkey**
- 2004 – Bahrain**
- 2006 – Lebanon, Wake Island**
- 2010 – Haiti**
- 2011- Libya**
- 2011- Japan**





## Lessons from Japan Evacuation 2011

- Evacuations can occur for any number of reasons- be prepared
- Listening to unit NEO leaders, AFN radio and TV were critical to knowing the latest info
- The initial goal is to get people out of harms way; you may not go immediately to the States
- Helping others made the process bearable
- Have a plan for when you reach the States
- Pets were a huge issue, make sure they are registered, chipped and have up to date shots







## Who qualifies as an Noncombatant Evacuee?

- **US citizens who may be ordered to evacuate**
  - US Government civilian employees and dependents
  - US Armed Forces family members
  - Designated US Armed Forces military personnel
- **US/non-US citizens who may be authorized assistance**
  - Private US citizens and their dependents
  - Legal permanent residents of the US
  - Designated foreign national employees of the US Government and their dependents
  - Designated foreign nationals

**U.S. Embassy (AMEMB) Seoul designates those authorized evacuation assistance**

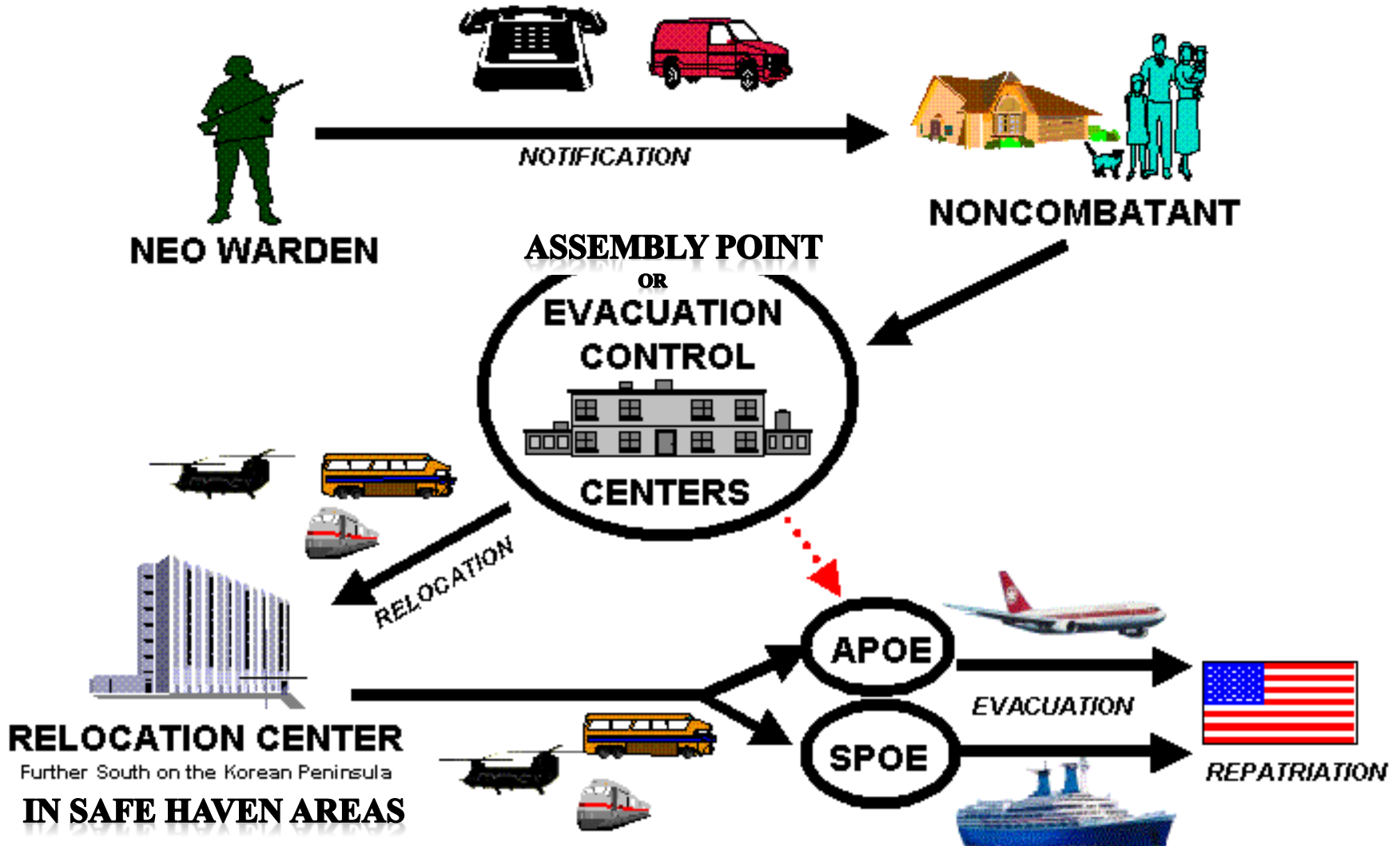


# Steps in Evacuation that Affect You!

- 1. Voluntary Departure:** Noncombatants leave at their own expense
- 2. Authorized Departure:** US Government (USG) affiliated Noncombatants leave at government expense
- 3. Ordered Departure:** US Government (USG) affiliated Noncombatants are ordered to leave (at government expense) per Status of Forces Agreement (SOFA)
- 4. NEO:** Evacuation of American Citizens (AMCITs) and select Third Country Nationals (TCNs) from Korea according to US Department of State.

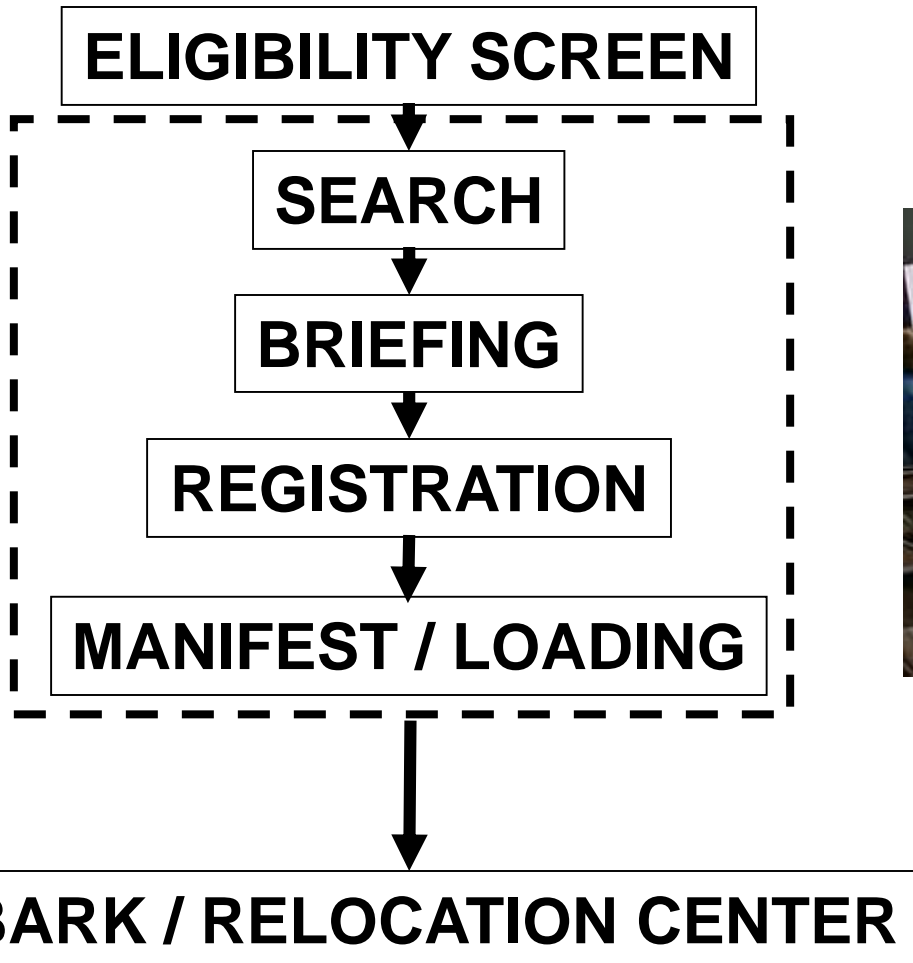


# Evacuation Sites and Procedures





# Assembly Point (AP) Flow



Assembly Point- Japan 2011





# Evacuation Specifics

## 1. Be prepared!

- Understand Process
- NEO Book Complete
- Evacuation Kits Packed
- Pets registered with Vet
- Trained on using protective masks
- Participate in Courageous Channel

## 2. Move to your nearest Assembly Point

- Maximize use of public and government transportation

## 3. Minimize baggage to what you can carry

## 4. Listen and follow instructions from military personnel at Assembly Pt

## 5. Be cooperative and supportive. Help each other out!



Waiting Evacuation- Japan 2011



# NEO Book

## “CRITICAL DOCUMENTS” NEEDED TO RESUME LIFE IN U.S.

### MANDATORY ITEMS

- Identification Cards
- Passports
- Family Care Plan (Single and Dual Military Parents)
- Prepared Forms

### RECOMMENDED ITEMS (Hard to replace items)

- Birth, Marriage and Adoption Certificates
- Naturalization Certificate
- Powers of Attorney
- Will
- Insurance Policies
- Checkbook, Credit Cards, Financial Records
- Vehicle Registration and Title
- Social Security Cards
- Tax Returns
- Medical Records





# NEO Bags

## SUGGESTED ITEMS

- 3 Days Food and Water (Baby Too!)
- 30 Days MEDs (Contingency Prescription)
- Protective Masks
- Blanket
- Change of Clothes (Warm)
- Toiletries and Towel
- Baby and Feminine Hygiene Items
- First Aid Kit
- Battery Operated Radio
- Flashlight and Batteries
- Limited Cash (~\$100-200)
- Comfort Item for Children



**EACH PERSON IS ALLOWED ONE AIRLINE CARRY-ON  
& ONE CHECK-IN BAG. COMBINED TOTAL IS NO MORE THAN  
70 LBS**



# Pets

- **PETS ARE CONSIDERED FAMILY MEMBERS**
  - **Only Dogs and Cats** are considered “Pets”
  - Register in/ Tracked in NEO Tracking System
  - Do not have priority over people
- Family and Pets remain together
  - This may mean longer wait for transportation
  - Family responsible for care and feeding
- **Owners must bring FAA Approved Carrier and 10 days of food for each pet**
- Require VET screening and registration
- Pets cannot be abandoned
- This only applies to US Government Evacuees

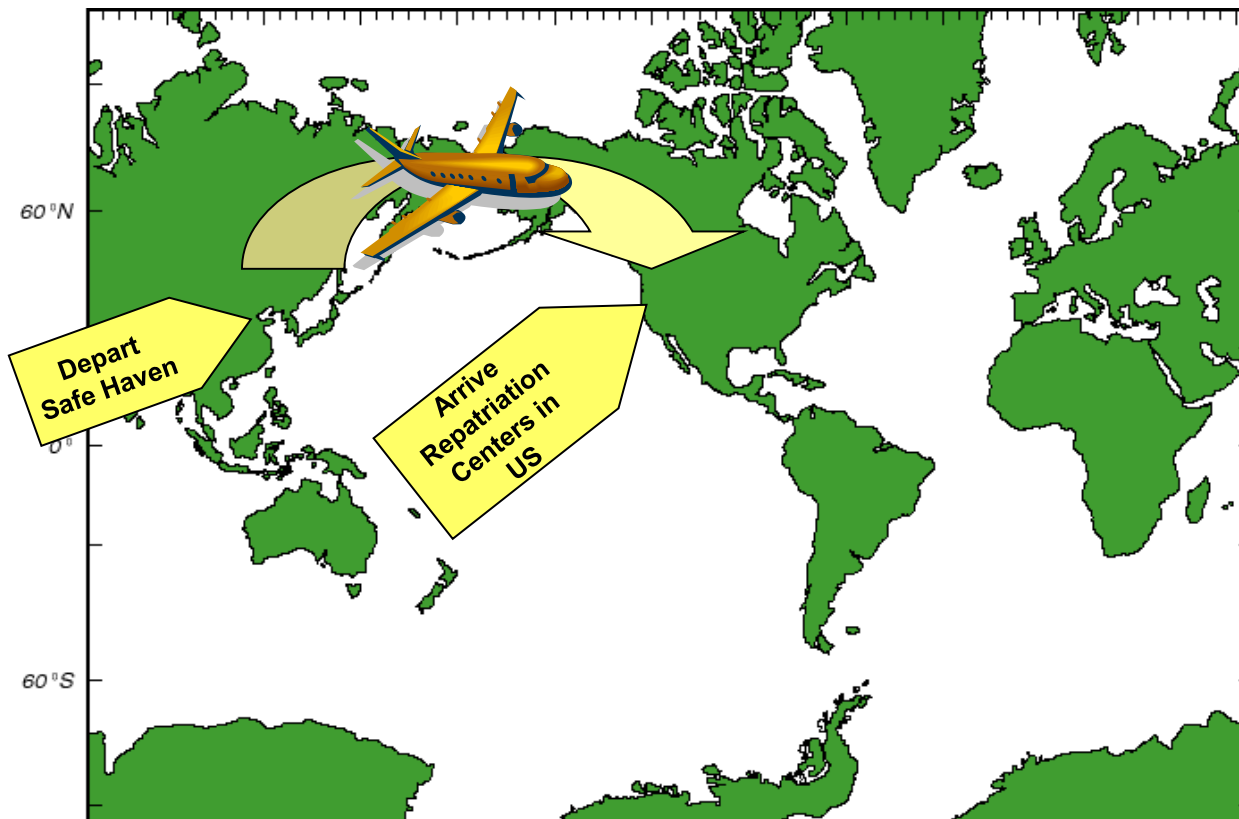






# The Repatriation Process

The final link in the evacuation process



Repatriation is the process whereby Evacuees are officially processed back into the United States subsequent to their evacuation from overseas





# Repatriation Center Services

- **General transportation and onward movement**
- **Assistance with orders, ID cards, etc.**
- **Medical care**
- **Counseling**
- **Temporary lodging**
- **Legal assistance**
- **Financial assistance (receive safe haven entitlements)**
- **Emergency relief assistance, if needed**
- **Veterinary services**
- **Family/child care**
- **Family support center information (throughout the US)**



# Family Force Protection Initiative

- **Protective masks for non-combatants**
  - Adults/children over 10 = M52 pro-mask
  - Some adults, small children, infants = ICAPS
- **Sponsor responsibility**
  - Sign for masks at CIF
  - Provide training for dependants
- **Available for:**
  - CSP/Non-CSP military dependents
  - U.S. DoD civilians/dependents
- **Not available for:**
  - Contractors / Technical reps

*(Corporation holding contract must provide)*

## FFPI



ICAPS

ICAPS Mask comes in a sealed box. The box can be opened and the contents can be used for training. **The only portion that must remain sealed is the canister. Do not remove or tamper with the canister.**




M52 JSCESM

**DO NOT OPEN the M52 Mask, except for real world emergency, or you will pay for it!!**



# Questions?



Are there any questions?